



“Helping It All to Make Sense” *Navigating Resources*





Tutor Workshop Training Schedule

Making Sense of Language Arts Welcome/Orientation	30 Minutes
“The Sensible Plan” Anatomy of the Lesson	45 Minutes
“A Sensible Guide” Website Gallery Walk	45 Minutes
“Helping It All to Make Sense” Navigating the Resources	15 Minutes
Making Sense of Language Arts Check-In/Debrief	30 Minutes

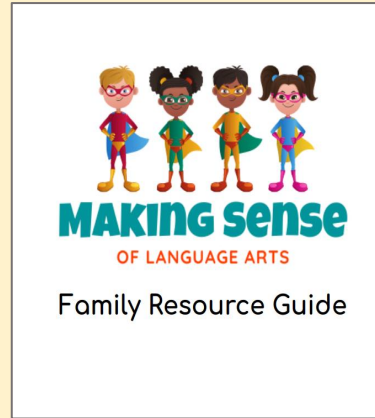
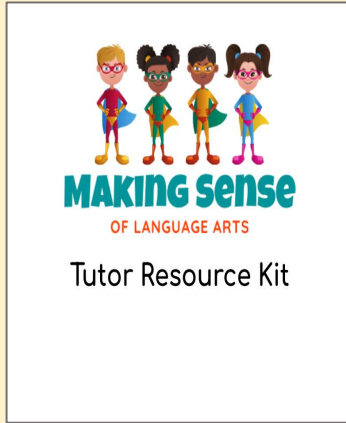
In Session 3, tutors will learn about the Family Resource Guide and Tutor Resource Kit. These two kits give both the tutor and the family a reference and guide that will provide constant support as you and the families engage in the MSLA program.

The Instructional Training will give an overview of the:

1. Family Resource Guide
 - At-home student toolkit
2. Tutor Resource Kit

Tutor Comprehension Check Point (Q&A)

Navigating the Resources



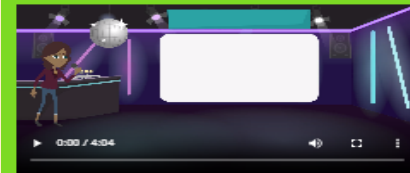
Sight Word Cards

you L1	me L1
and L2	up L2
look L3	my L3



Video Sound Bank

Sound Songs

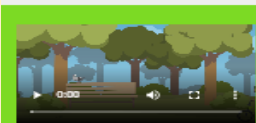


Down with the Sounds

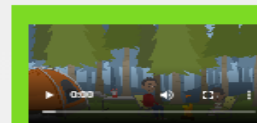


Old MacDonald Had a Book

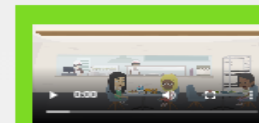
Phoneme Sound Animations



Lesson - b



Lesson - f



Lesson - m

Family Resource Guide



MAKING sense

OF LANGUAGE ARTS

Family Resource Guide

Tutor Resource Kit



MAKING sense

OF LANGUAGE ARTS

Tutor Resource Kit

Tutor Resource Kit



MAKING sense
OF LANGUAGE ARTS

Tutor Resource Kit

Table of Contents

Review each section of the Tutor Resource Kit below.

Welcome	1
Basic Technology Needs	2
Zoom: Your Virtual Tutoring Platform	5
Basic Zoom Functions	5
Audio and Mute	5
Video	6
View	6
Share Screen	7
Reactions	7
Website: Making Sense of Language Arts (MSLA)	8
Google Slides: Your Instructional Slide Decks	11
Riddle Time & Matching Activities	12
Videos	13
How to Complete an Evaluation and Upload Your Work	14

Link to Tutor Resource Kit:

https://makingsenseoflanguagearts.org/Guides/Tutor_Resource_Kit.pdf



Table of Contents

Review each section of the Tutor Resource Kit below.

Welcome	1
Basic Technology Needs	2
Zoom: Your Virtual Tutoring Platform	5
Basic Zoom Functions	5
Audio and Mute	5
Video	6
View	6
Share Screen	7
Reactions	7
Website: Making Sense of Language Arts (MSLA)	8
Google Slides: Your Instructional Slide Decks	11
Riddle Time & Matching Activities	12
Videos	13
How to Complete an Evaluation and Upload Your Work	14

Link to Tutor Resource Kit:

https://makingsenseoflanguagearts.org/Guides/Tutor_Resource_Kit.pdf



Table of Contents

Review each section of the Tutor Resource Kit below.

Welcome	1
Basic Technology Needs	2
Zoom: Your Virtual Tutoring Platform	5
Basic Zoom Functions	5
Audio and Mute	5
Video	6
View	6
Share Screen	7
Reactions	7
Website: Making Sense of Language Arts (MSLA)	8
Google Slides: Your Instructional Slide Decks	11
Riddle Time & Matching Activities	12
Videos	13
How to Complete an Evaluation and Upload Your Work	14

Link to Tutor Resource Kit:

https://makingsenseoflanguagearts.org/Guides/Tutor_Resource_Kit.pdf



Table of Contents

Review each section of the Tutor Resource Kit below.

Welcome	1
Basic Technology Needs	2
Zoom: Your Virtual Tutoring Platform	5
Basic Zoom Functions	5
Audio and Mute	5
Video	6
View	6
Share Screen	7
Reactions	7
Website: Making Sense of Language Arts (MSLA)	8
Google Slides: Your Instructional Slide Decks	11
Riddle Time & Matching Activities	12
Videos	13
How to Complete an Evaluation and Upload Your Work	14

Link to Tutor Resource Kit:

https://makingsenseoflanguagearts.org/Guides/Tutor_Resource_Kit.pdf



Table of Contents

Review each section of the Tutor Resource Kit below.

Welcome	1
Basic Technology Needs	2
Zoom: Your Virtual Tutoring Platform	5
Basic Zoom Functions	5
Audio and Mute	5
Video	6
View	6
Share Screen	7
Reactions	7
Website: Making Sense of Language Arts (MSLA)	8
Google Slides: Your Instructional Slide Decks	11
Riddle Time & Matching Activities	12
Videos	13
How to Complete an Evaluation and Upload Your Work	14

Link to Tutor Resource Kit:

https://makingsenseoflanguagearts.org/Guides/Tutor_Resource_Kit.pdf



Table of Contents

Review each section of the Tutor Resource Kit below.

Welcome	1
Basic Technology Needs	2
Zoom: Your Virtual Tutoring Platform	5
Basic Zoom Functions	5
Audio and Mute	5
Video	6
View	6
Share Screen	7
Reactions	7
Website: Making Sense of Language Arts (MSLA)	8
Google Slides: Your Instructional Slide Decks	11
Riddle Time & Matching Activities	12
Videos	13
How to Complete an Evaluation and Upload Your Work	14

Link to Tutor Resource Kit:

https://makingsenseoflanguagearts.org/Guides/Tutor_Resource_Kit.pdf



Family Resource Guide



MAKING sense

OF LANGUAGE ARTS

Family Resource Guide

Table of Contents

Refer to these page numbers to review specific details in each section of the Family Resource Guide.

Anatomy of an MSLA Lesson	4
Basic Technology Needs	5
Zoom: Your Virtual Tutoring Platform	7
Basic Zoom Functions	7
Audio and Mute	7
Video	8
View	8
Share Screen	8
Reactions	8
Website: Making Sense of Language Arts (MSLA)	9
Access the student log-in page	9
Schedule of lessons	9
Superhero icons	10
Upload your work	11
Riddle Time & Matching Activities	12

Link to Family Resource Kit:

https://makingsenseoflanguagearts.org/Guides/Family_Resource_Kit.pdf



Table of Contents

Refer to these page numbers to review specific details in each section of the Family Resource Guide.

Anatomy of an MSLA Lesson	4
Basic Technology Needs	5
Zoom: Your Virtual Tutoring Platform	7
Basic Zoom Functions	7
Audio and Mute	7
Video	8
View	8
Share Screen	8
Reactions	8
Website: Making Sense of Language Arts (MSLA)	9
Access the student log-in page	9
Schedule of lessons	9
Superhero icons	10
Upload your work	11
Riddle Time & Matching Activities	12

Link to Family Resource Kit:

https://makingsenseoflanguagearts.org/Guides/Family_Resource_Kit.pdf



Table of Contents

Refer to these page numbers to review specific details in each section of the Family Resource Guide.

Anatomy of an MSLA Lesson	4
Basic Technology Needs	5
Zoom: Your Virtual Tutoring Platform	7
Basic Zoom Functions	7
Audio and Mute	7
Video	8
View	8
Share Screen	8
Reactions	8
Website: Making Sense of Language Arts (MSLA)	9
Access the student log-in page	9
Schedule of lessons	9
Superhero icons	10
Upload your work	11
Riddle Time & Matching Activities	12

Link to Family Resource Kit:

https://makingsenseoflanguagearts.org/Guides/Family_Resource_Kit.pdf




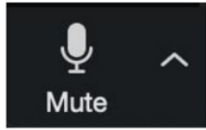

Scavenger Hunt

Download and Printout the Tutor, Family Resource Kits and the Scavenger Hunt Activity. Then complete the scavenger hunt in individually or in pairs and the key questions.








Scavenger Hunt






Directions - Download and Printout the Tutor, Family Resource Kits, and the Scavenger Hunt Activity. Review each image and answer the corresponding questions. Reference the Tutor and Family Resource Kits to help you find the answers. Then complete the scavenger hunt in individually or in pairs.

Image	Questions
	Open Ended Question How is the Making Sense of Language Arts Curriculum designed and why is it important to a child's success?
	Fill-in-the-Blank Whether you have one student or a group of students it is important that you _____!
	Open Ended Question This feature is very important for both the tutor and student to know how to use because this is used when tutor is sharing the instructional slide deck to walk the student through the lesson and for the student share with tutor the matching and riddle time activities.





	Open Ended Question Give 3 ways in which the tutor uses this feature described in the resources kit. 1. 2. 3. 4. 5.
	Fill-in-the-Blank The tutor should follow this _____ because the Making Sense of Language arts curriculum is centered around the letter sounds and does not progress in alphabetical order.
	Open Ended Question What does this superhero correspond to on the website when a tutor or student clicks on it?
	Open Ended Question What does this superhero correspond to on the website when a tutor or student clicks on it?
	Open Ended Question What does this superhero correspond to on the website when a tutor or student clicks on it?



	Open Ended Question What does this superhero correspond to on the website when a tutor or student clicks on it?
	Open Ended Question What does this superhero correspond to on the website when a tutor or student clicks on it?
	Open Ended Question What does this superhero correspond to on the website when a tutor or student clicks on it?
	Fill-in-the-Blank It is important for the student to type in their _____ and _____ each time they upload their work so the tutor can access and distinguish which student has upload and completed their work.
	Fill-in-the-Blank In the _____ activity, the tutor will read a _____ or _____ and ask the child to guess the answer by _____ one of the _____ on the left side of the riddle time slide to the object in the picture.



	Fill-in-the-Blank In the _____ activity, the child will _____ each object to the correct _____ and sort all objects before pressing submit.
	Open Ended Question What are the three types of sound animations in the Video Sound Bank?



Thank you